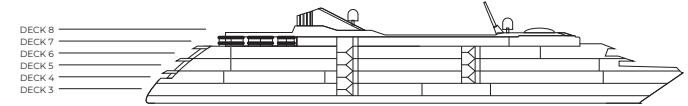
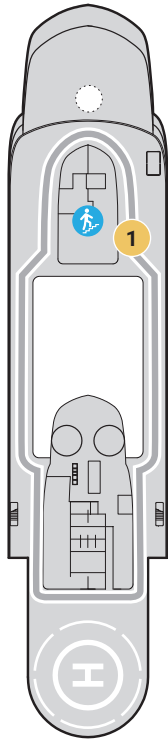


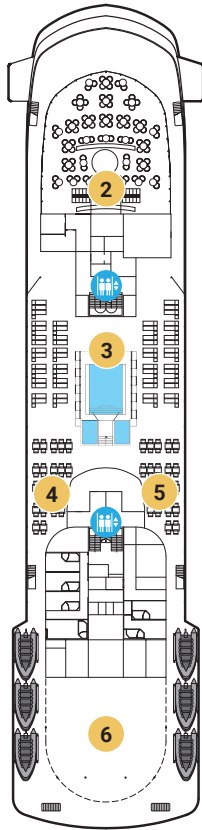
# WORLDNAVIGATOR



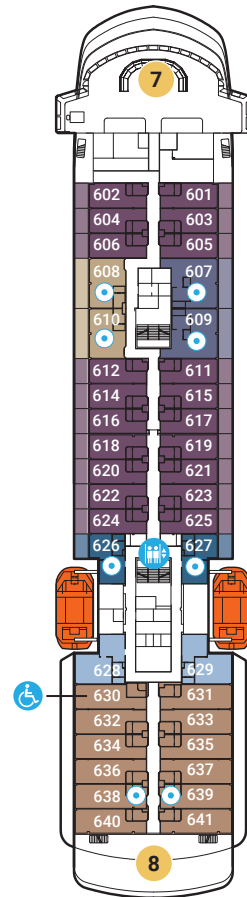
DECK 8



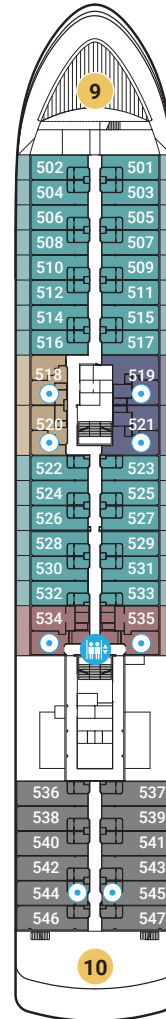
DECK 7



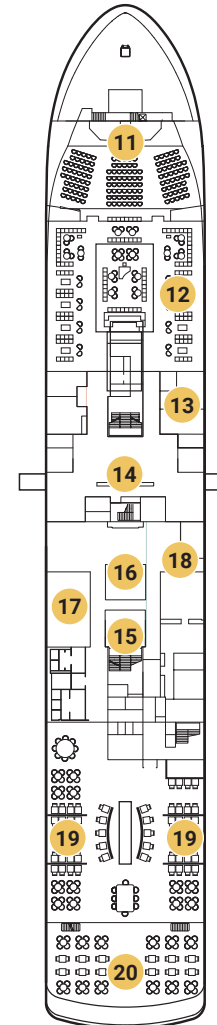
DECK 6



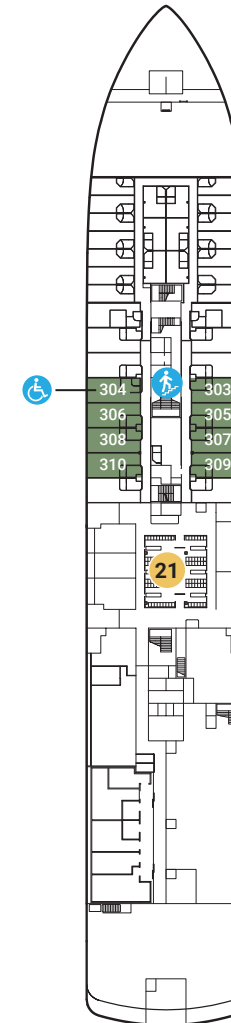
DECK 5



DECK 4



DECK 3



**DECK 8**

- 1 JOGGING TRACK

**DECK 7**

- 2 THE DOME OBSERVATION LOUNGE
- 3 POOL AND HOT TUBS
- 4 7-AFT GRILL
- 5 7-AFT POOL BAR
- 6 ZODIAC STORAGE

**DECK 6**

- 7 BRIDGE
- 8 SMALL SUNDECK

**DECK 5**

- 9 WATER'S EDGE
- 10 LARGE SUNDECK

**DECK 4**

- 11 DOM HENRIQUE THEATER
- 12 ATLAS LOUNGE
- 13 MEDICAL CENTER
- 14 RECEPTION
- 15 RETAIL
- 16 PAULA'S PANTRY
- 17 FITNESS STUDIO
- 18 SEASPA/SAUNA
- 19 PORTO
- 20 PORTO AL FRESCO

**DECK 3**

- 21 MUD ROOM

**SUITES**

- NAVIGATOR (NS)
- DISCOVERY (DS)
- JOURNEY (JS)
- SOLO (C1/SS)\*

**STATEROOMS**

- HORIZON DELUXE (E1)
- VERANDA DELUXE (E2)
- HORIZON (A1)
- HORIZON (A2)
- VERANDA (B1)
- VERANDA (B2)

**SYMBOLS**

- SLEEPS 3 WITH SOFA BED
- ELEVATOR/STAIRS
- STAIRS
- ADA ACCOMMODATIONS

**SPECIFICATIONS**

- LENGTH: 129m/423'
- WIDTH: 18.9m/62'
- GROSS TON: 10,000t
- GUEST DECKS: 6

- ACCOMMODATIONS: 94
- CRUISING SPEED: 16kt/18mph

\*Effective March 22, 2022: Adventure Accommodations will be reclassified as Solo Suites.

